

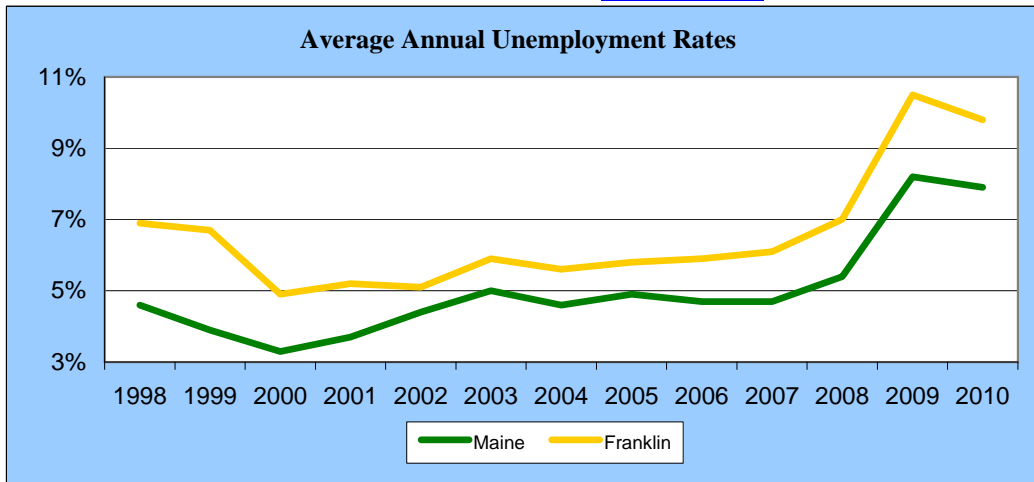
## Workforce Profile

### *Employment & Unemployment*

#### April Labor Force Estimates for Franklin County (*not seasonally adjusted*)

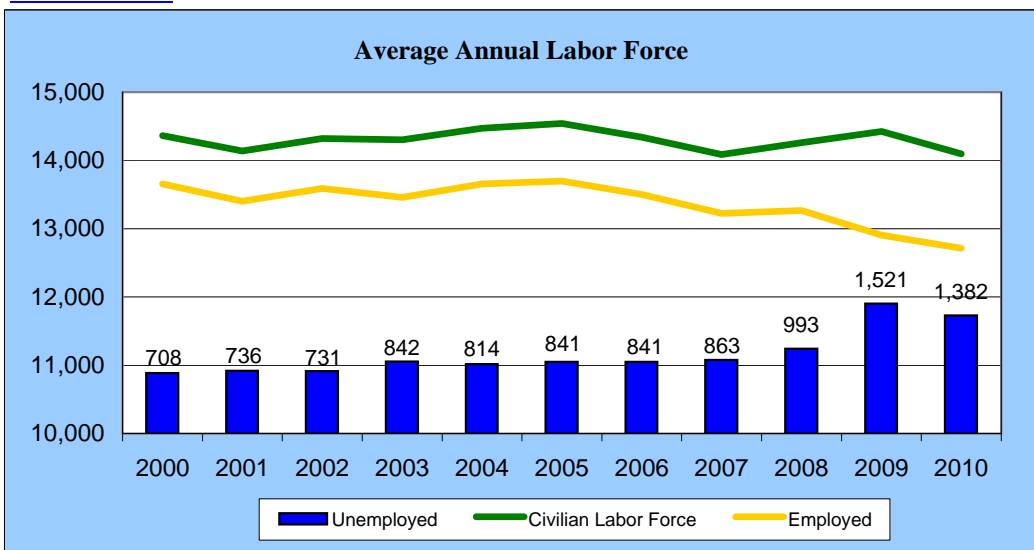
Year	Civilian Labor Force	Employed	Unemployed	Unemployment Rate		
				Franklin	Maine	U.S.
2011	14,319	12,851	1,468	10.3%	7.9%	8.7%
2010	14,177	12,667	1,510	10.7%	8.4%	9.5%
2009	14,793	13,156	1,637	11.1%	8.3%	8.6%
2008	14,337	13,396	941	6.6%	5.0%	4.8%
2007	14,141	13,253	888	6.3%	4.9%	4.3%

Center for Workforce Research and Information [For more detail](#)



Center for Workforce Research and Information

[For more detail](#)



Center for Workforce Research and Information

[For more detail](#)

## Workforce Profile

### Industry Employment, Wages & Outlook

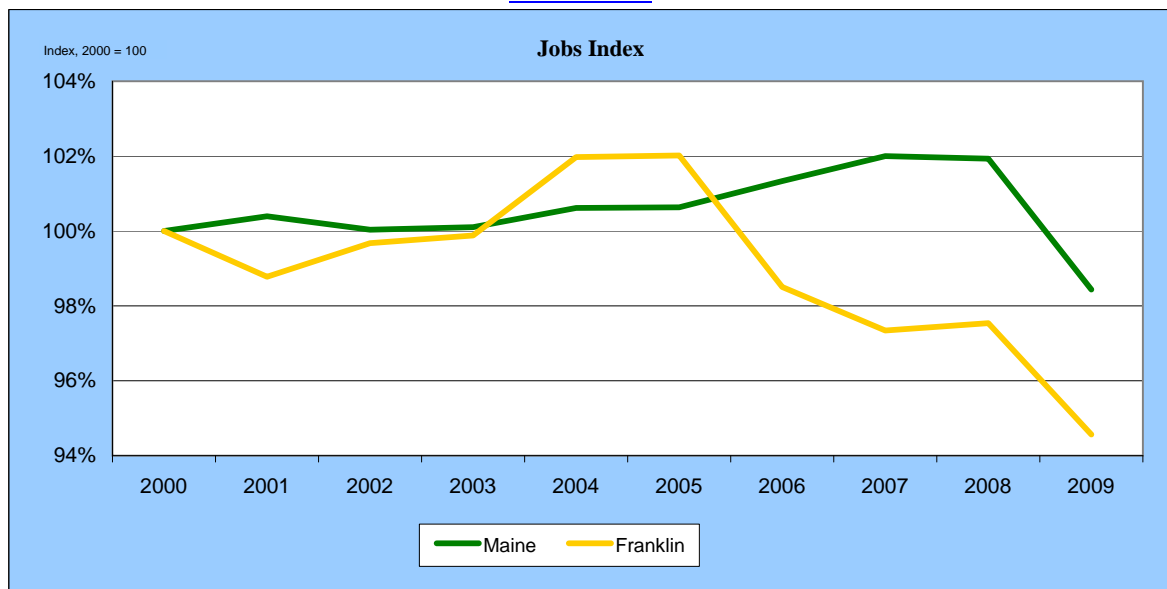
Industry Sector	Wage & Salary Jobs		Change		2010 Average Wage	2004 to 2014 Projected Job Growth*
	2000	2010	Net	Percent		
Total Employment	11,850	10,956	-894	-7.5%	\$32,182	3.7%
<a href="#">Goods-Producing</a>	3,412	2,170	-1,242	-36.4%	\$48,133	-9.9%
<a href="#">Natural Resource &amp; Mining</a>	312	190	-122	-39.1%	\$36,075	0.6%
<a href="#">Agriculture, Forestry, Fishing &amp; Hunting</a>	310	190	-120	-38.7%	\$36,075	0.8%
<a href="#">Construction</a>	572	469	-103	-18.0%	\$37,941	3.4%
<a href="#">Manufacturing</a>	2,529	1,511	-1,018	-40.2%	\$52,807	-15.3%
<a href="#">Service-Providing</a>	6,562	6,978	416	6.3%	\$26,438	8.0%
<a href="#">Trade, Transportation, and Utilities</a>	2,147	2,021	-126	-5.9%	\$24,620	9.6%
<a href="#">Wholesale Trade</a>	127	129	2	1.9%	\$46,398	8.8%
<a href="#">Retail Trade</a>	1,664	1,740	76	4.5%	\$20,964	8.6%
<a href="#">Transportation and Warehousing</a>	256	63	-193	-75.4%	\$25,168	26.0%
<a href="#">Utilities</a>	99	89	-10	-10.3%	\$64,126	-7.1%
<a href="#">Information</a>	82	93	11	13.1%	\$23,842	-6.6%
<a href="#">Financial Activities</a>	545	381	-164	-30.1%	\$34,241	9.6%
<a href="#">Finance and Insurance</a>	451	269	-182	-40.3%	\$39,875	7.4%
<a href="#">Real Estate and Rental and Leasing</a>	94	112	18	18.8%	\$20,648	20.0%
<a href="#">Professional and Business Services</a>	333	600	267	80.3%	\$24,916	6.1%
<a href="#">Professional and Technical Services</a>	100	129	29	28.8%	\$33,096	6.4%
<a href="#">Management of Companies and Enterprises</a>	N/D	N/D	N/D	N/D	N/D	N/D
<a href="#">Administrative and Waste Services</a>	N/D	441	N/D	N/D	\$21,700	7.8%
<a href="#">Education and Health Services</a>	1,652	1,974	322	19.5%	\$37,071	14.3%
<a href="#">Educational Services</a>	N/D	N/D	N/D	N/D	N/D	5.1%
<a href="#">Health Care and Social Assistance</a>	1,597	1,882	285	17.8%	\$37,488	15.5%
<a href="#">Leisure and Hospitality</a>	1,630	1,654	24	1.5%	\$15,219	13.4%
<a href="#">Arts, Entertainment, and Recreation</a>	N/D	N/D	N/D	N/D	N/D	17.7%
<a href="#">Accommodation and Food Services</a>	1,342	1,197	-145	-10.8%	\$12,960	12.2%
<a href="#">Other Services</a>	174	256	82	47.4%	\$24,173	7.5%
Government	1,876	1,808	-68	-3.6%	\$35,209	1.8%
Federal	116	134	18	15.5%	\$48,174	-4.0%
State	421	445	24	5.7%	\$42,773	1.1%
Local	1,339	1,229	-110	-8.2%	\$31,062	2.3%

\*Projection for the Western Region, which includes Androscoggin, Oxford & Franklin Counties.

N/D: Non-disclosable

Center for Workforce Research and Information

[For more detail](#)



## Workforce Profile

### *Industry Employment, Wages & Outlook*

#### Employment Dynamics

Workforce Indicators	Franklin 2010 (Q2)	Franklin (Avg:Selected + 3 Prior qtrs)	Maine 2010 (Q2)	Maine (Avg:Selected + 3 Prior qtrs)
Total Employment	11,029	11,067	551,705	560,552
Net Job Flows	-116	-42	33,580	694
Job Creation	1,095	761	60,236	32,090
New Hires	1,490	1,244	80,469	66,255
Separations	2,299	1,889	86,212	89,773
Turnover	10.0%	8.8%	7.5%	8.0%
Avg Monthly Earnings	\$2,962	\$2,911	\$3,103	\$3,109
Avg New Hire Earnings	\$1,674	\$1,614	\$2,077	\$1,854

Census Bureau

[For more detail](#)

### **Workforce Facts**

- The labor force held stable since 2007 after declining slightly.
- 2 percent of all jobs in Maine are with employers in Franklin county.
- There is a larger share of jobs in the manufacturing and accommodation sectors than most regions of the state.
- A smaller share of jobs are in the professional and business and financial activities sectors.
- The average monthly earnings in Franklin county are slightly lower than the statewide average.
- The job turnover rate is significantly higher than the statewide average due to a higher concentration of jobs in industries with high turnover rates such as leisure and hospitality sector.
- The share of jobs in installation and maintenance, production, and transportation and material moving is high.